

SESSION

SPECIALISTS IN BREAKOUT SPACES

**CRAFTSMANSHIP AND ENGINEERING ARE AT OUR HEART. WE
MAKE THINGS THAT WORK, AND MANUFACTURE INTERESTING
AND ENGAGING SOLUTIONS FOR EVERY BREAKOUT SPACE.**

We are design led, blending function with form in a creative and stylish way. Our processes ensure consistency, and our innovative use of the latest CNC technology, ensures quality and reliability. We have been doing this for a long time, with an established team of craftsmen. We know how to design and manufacture, quality soft seating products. Value for money products that bring spaces to life. We lead the way in understanding the breakout and collaborative working space, and work with our dealer partners to bring spaces to life.

We are 2020 Furniture, we are break from the norm.

SESSION

Introducing the SESSION Range: Elevate Your Workspace Experience

Session is our flagship collection of contemporary collaboration pods, meticulously designed to redefine the modern workspace. Whether it's in the office, educational institutions, or leisure environments, Session pods boast a sleek, visually striking design that effortlessly enhances any space.

With its modern aesthetic, Session adds a touch of sophistication to any environment, fostering an atmosphere conducive to productivity and creativity. Tailor your Session pod to your exact specifications with a range of customizable features, including versatile roof styles and advanced power and lighting options.









TAKE A BREAK FROM THE NORM




SESSION



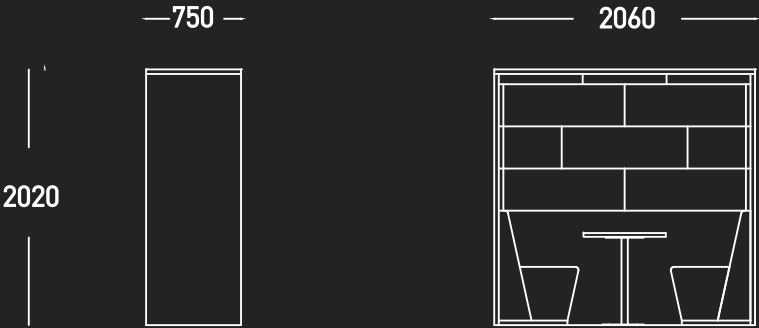




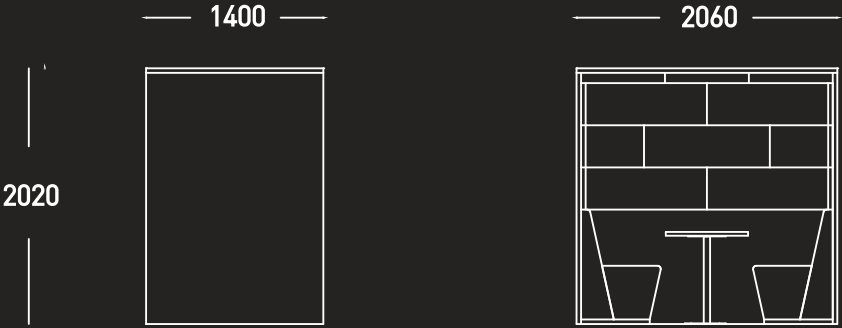


SESSION

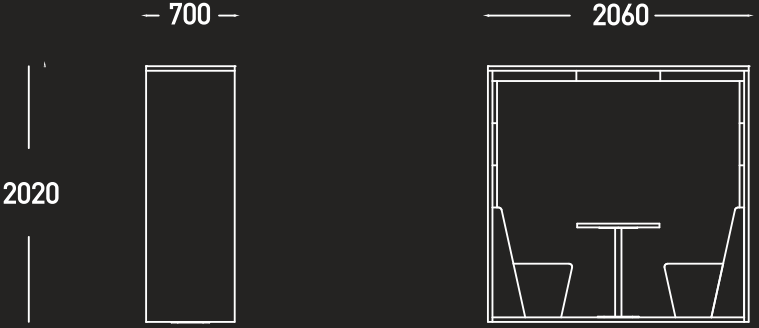
SES 01



SES 02

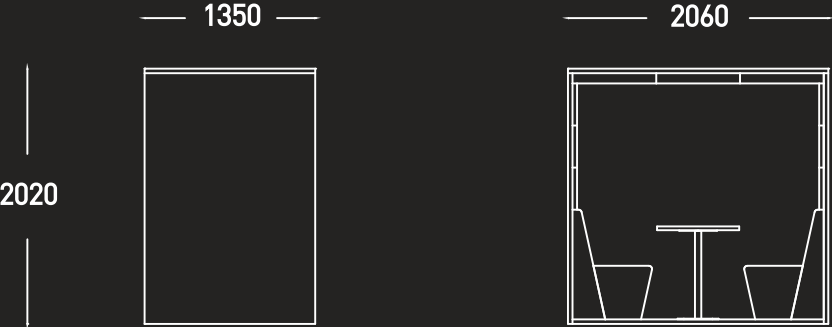


SES 03




SESSION


SES 04



SES 05

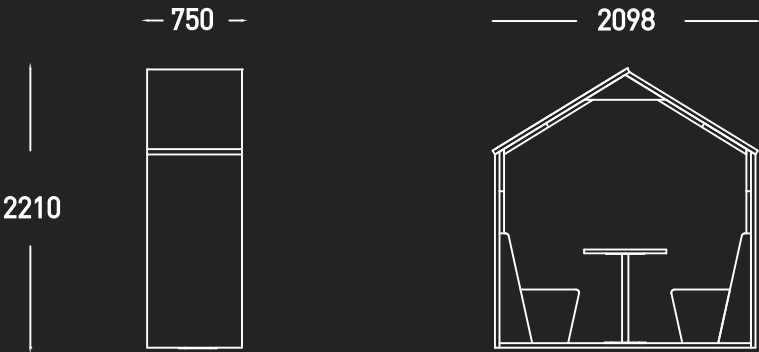


SES 06

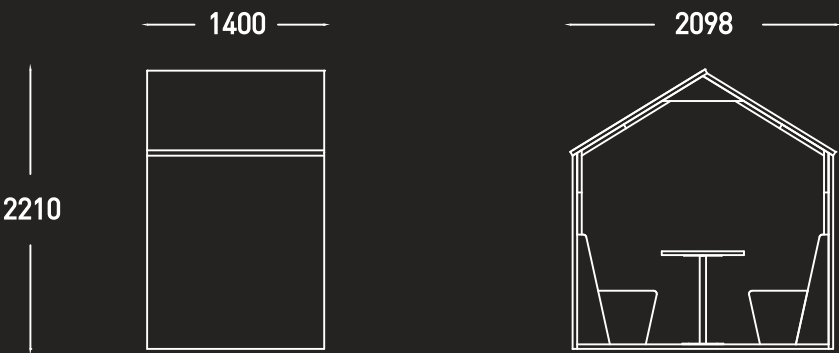


SESSION

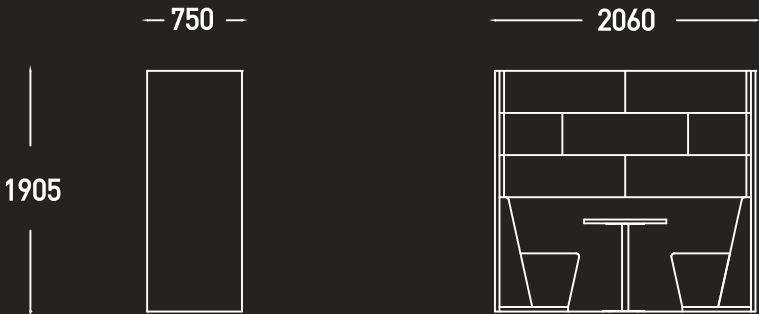
SES 07



SES 08

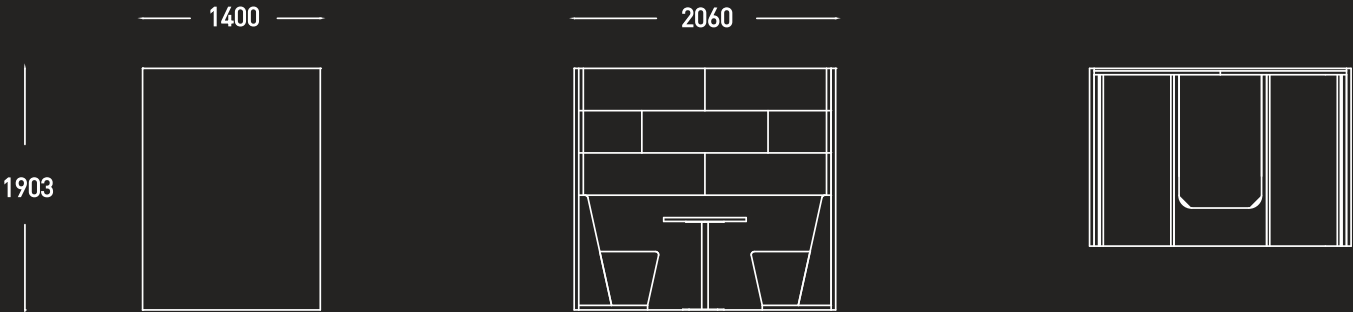


SES 09

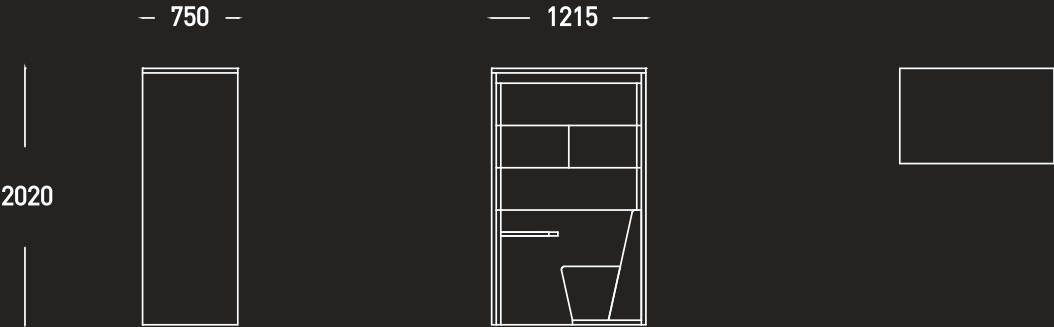


SESSION

SES 10



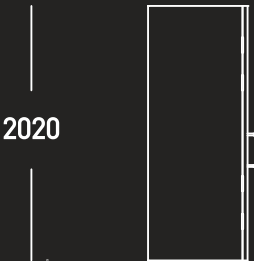
SES 11



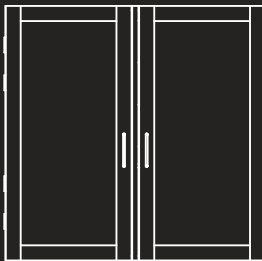
SESSION

SES 01 G

— 790 —

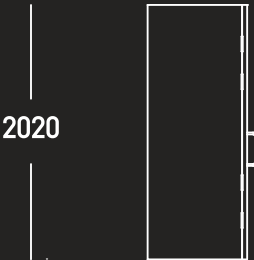


— 2060 —




SES 01 G

— 790 —

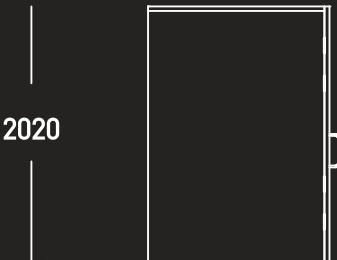


— 2060 —





SES 02 G

— 1440 —




— 2060 —


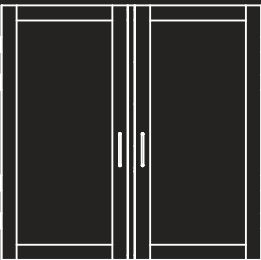


SES 02 G

— 1440 —

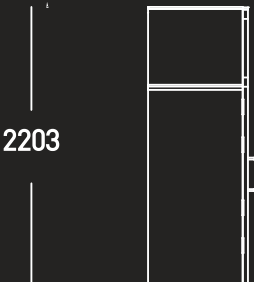


— 2060 —




SES 05 G

— 793 —

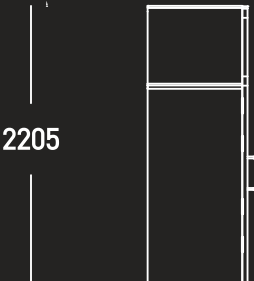


— 2060 —




SES 05 G

— 793 —


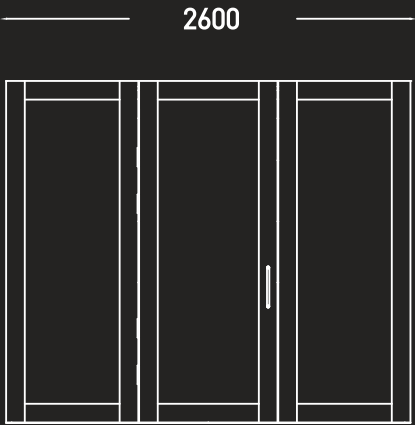
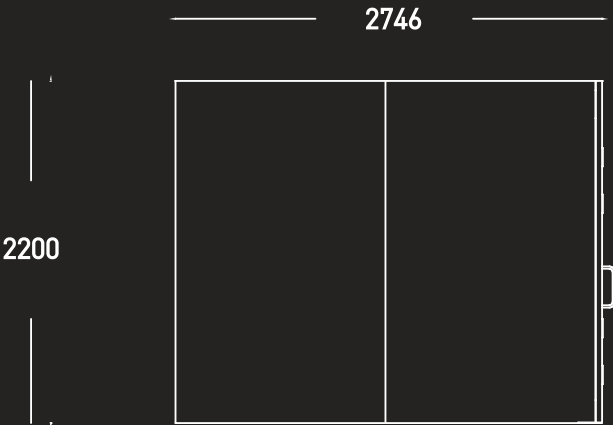


— 2060 —



SESSION

SES 15 G



Fabric Specification :

We Provide Furniture Upholstered In A Variety Of Fabrics. The Most Common Used Manufacturers Are: Camira, Agua, Panaz.

The Furniture Can Also Be Upholstered In Many Other Ranges Upon Request. Please Speak With Your Account Manager To Discuss Your Requirements Or Refer To The Fabric Bands In The Rrp

Worktops & Panels :

Finishes For The Hard Surfaces Come In Variety Of Ranges And Colours. Our Standard Finishes Are Available From; Egger And Kronospan

Metal Legs & Table Bases :

Sofa Legs Come As Standard In Chrome, Beech And Black Metal For Products Using 160H Legs And Oak F0r Products Using 250H Legs. Other Options Are Available, Please Speak With Your Account Manager To Discuss Your Requirements.

Table Legs Are Offered As A Square Pole As Standard In White And Black. Other Options Are Available, Please Speak With Your Account Manager To Discuss Your Requirements.

Warranty :

5 Years – Normal Fair Wear & Tear.

This Includes The Structure And Foam / Padding Materials.

Fabrics Are Covered By Fabric Manufacturers’ Warranty, Usually 5 Years, Dependant On Fabric Choice.

Expected Life Cycle Of 15 Years.

CARE INSTRUCTIONS

General Maintenance:

Vacuum regularly to remove dust and grit.

Clean spills and stains quickly to prevent them setting in.

If being used in a spill / stain-prone area specify a stain repellent finish or Scotchgard treatment (additional charges may apply)

For appearance retention we recommend regular professional cleaning to give your furniture a longer life.

Natural Fabrics:

In addition to regular vacuuming, wool and other natural fibres can usually be cleaned using branded upholstery shampoo.

For a deeper clean, it’s best that wool be dry cleaned, as over wetting can cause shrinkage and change in appearance.

Never apply bleach, ammonia, alkali or strong acids to wool upholstery.

Synthetic Fabrics:

Vacuuming is the best regular maintenance, followed by speed of action to remove spills and stains rapidly as soon as they occur.

Most synthetic fabrics can be wiped down with a water-soaked damp cloth without fear of damaging the fibre or removing the colour. Stubborn stains can be removed with upholstery shampoo.

Care of MFC / Laminates

You should only need to use a clean, damp, non-abrasive cotton cloth, and a mild liquid detergent or household cleaner. Rinse when clean with water. Do not use too much water, especially near edges, as water can cause them to swell. Dry the surface with a soft, clean, non-abrasive cotton cloth.



2020[®]
FURNITURE DESIGN

BRIGADE HOUSE
ALINGTON ROAD
LITTLE BARFORD
ST NEOTS
PE19 6WG

TEL: 01480 700 050
E-MAIL: SALES@2020FURNITUREDESIGN.CO.UK

WWW.2020FURNITUREDESIGN.CO.UK