



LINCS

# SPECIALISTS IN BREAKOUT SPACES

**CRAFTSMANSHIP AND ENGINEERING ARE AT OUR HEART. WE MAKE THINGS THAT WORK, AND MANUFACTURE INTERESTING AND ENGAGING SOLUTIONS FOR EVERY BREAKOUT SPACE.**

We are design led, blending function with form in a creative and stylish way. Our processes ensure consistency, and our innovative use of the latest CNC technology, ensures quality and reliability. We have been doing this for a long time, with an established team of craftsmen. We know how to design and manufacture, quality soft seating products. Value for money products that bring spaces to life. We lead the way in understanding the breakout and collaborative working space, and work with our dealer partners to bring spaces to life.

We are 2020 Furniture, we are a break from the norm.





# LINCS

Introducing Lincs, a range of furniture that combines comfort and style. With its chunky, heavily filled deep design, Lincs offers a luxurious seating experience that is perfect for any office, leisure, or education environment. The range is available with or without backs and arms, allowing you to configure it to create inviting and relaxing breakout spaces. The plush design of Lincs invites users to sink in and relax, making it the perfect addition for any space that values comfort and relaxation. Upgrade your breakout areas with Lincs today and create a space that users will love to relax in.









LINCS



# TAKE A BREAK FROM THE NORM








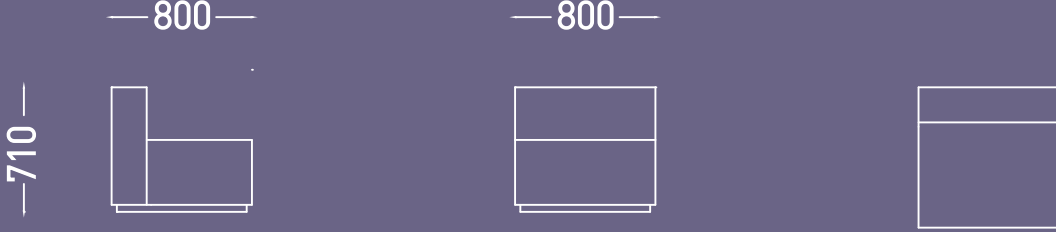


# LINCS

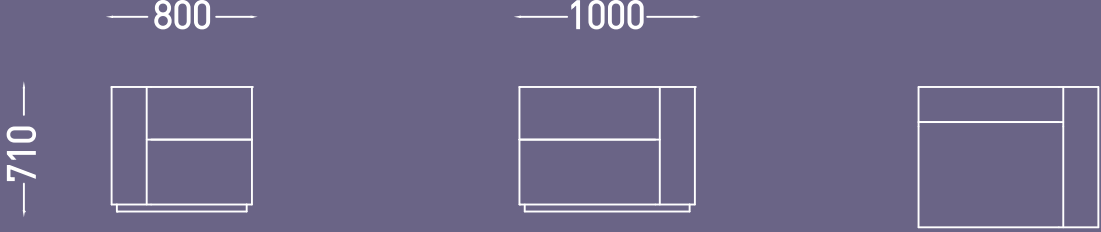
LIN 01



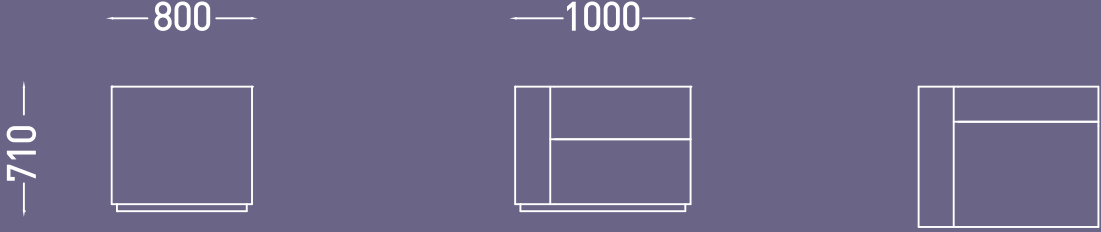
LIN 02



LIN 03




LIN 04

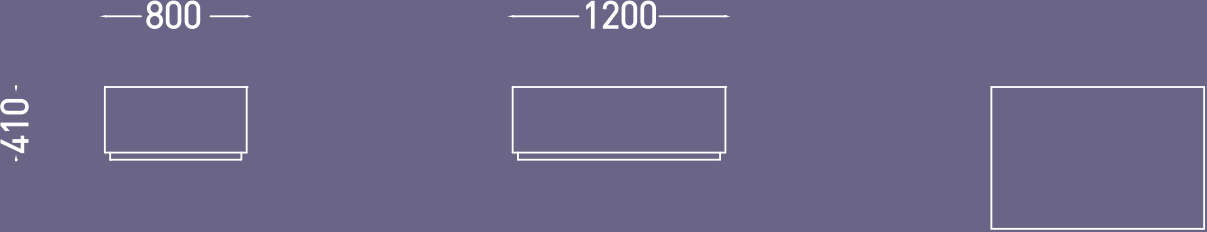


# LINCS


LIN 05



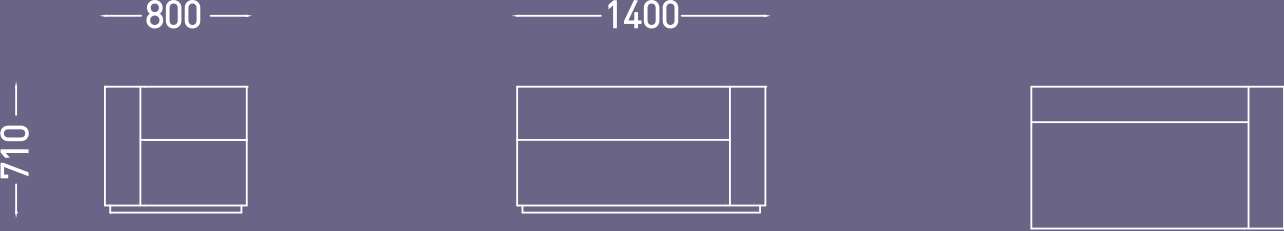
LIN 06



LIN 07

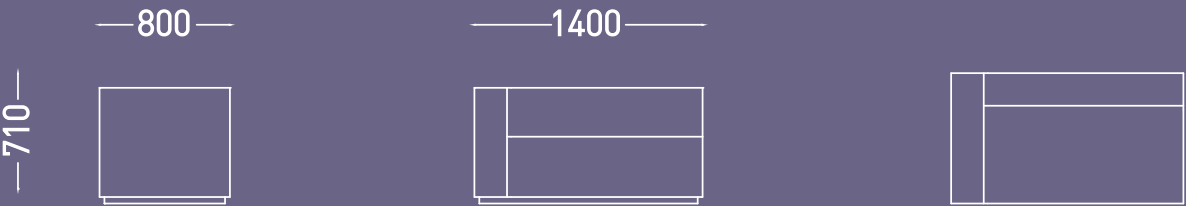


LIN 08

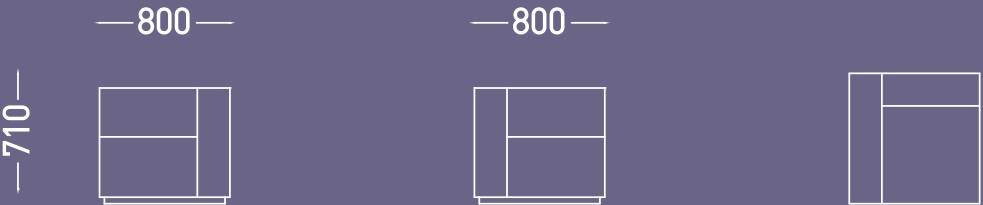


# LINCS

LIN 09

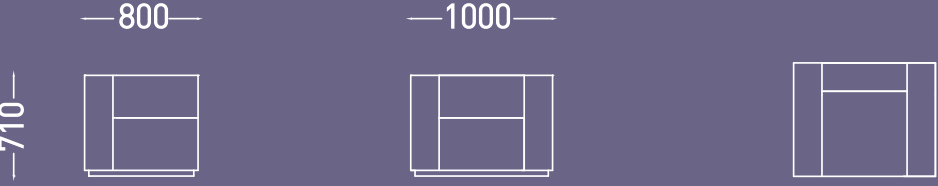


LIN 10

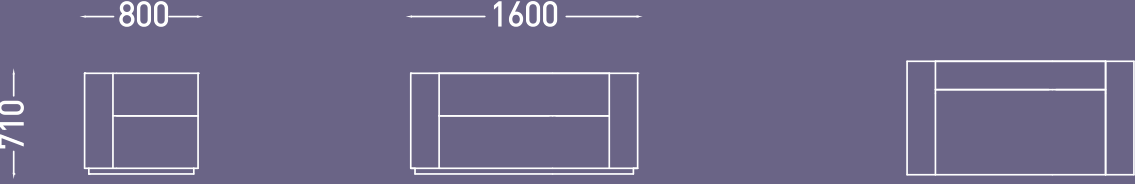


# LINCS

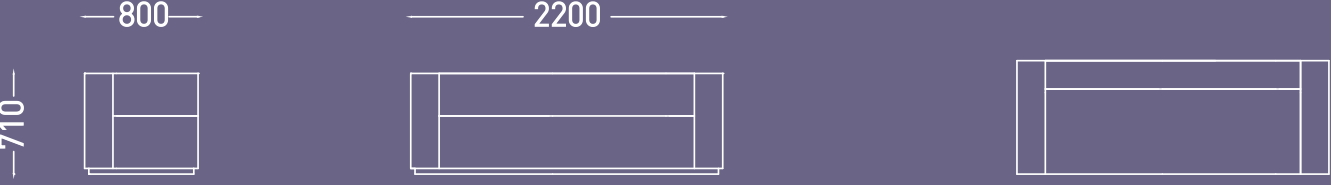
LIN 20



LIN 21



LIN 22





## Fabric Specification :

We Provide Furniture Upholstered In A Variety Of Fabrics. The Most Common Used Manufacturers Are: Camira, Agua, Panaz.

The Furniture Can Also Be Upholstered In Many Other Ranges Upon Request. Please Speak With Your Account Manager To Discuss Your Requirements Or Refer To The Fabric Bands In The Rrp

## Worktops & Panels :

Finishes For The Hard Surfaces Come In Variety Of Ranges And Colours. Our Standard Finishes Are Available From; Egger And Kronospan

## Metal Legs & Table Bases :

Sofa Legs Come As Standard In Chrome, Beech And Black Metal For Products Using 160H Legs And Oak F0r Products Using 250H Legs. Other Options Are Available, Please Speak With Your Account Manager To Discuss Your Requirements.

Table Legs Are Offered As A Square Pole As Standard In White And Black. Other Options Are Available, Please Speak With Your Account Manager To Discuss Your Requirements.

## Warranty :

5 Years – Normal Fair Wear & Tear.

This Includes The Structure And Foam / Padding Materials.

Fabrics Are Covered By Fabric Manufacturers’ Warranty, Usually 5 Years, Dependant On Fabric Choice.

Expected Life Cycle Of 15 Years.

## CARE INSTRUCTIONS

General Maintenance:

Vacuum regularly to remove dust and grit.

Clean spills and stains quickly to prevent them setting in.

If being used in a spill / stain-prone area specify a stain repellent finish or Scotchgard treatment (additional charges may apply)

For appearance retention we recommend regular professional cleaning to give your furniture a longer life.

## Natural Fabrics:

In addition to regular vacuuming, wool and other natural fibres can usually be cleaned using branded upholstery shampoo.

For a deeper clean, it’s best that wool be dry cleaned, as over wetting can cause shrinkage and change in appearance.

Never apply bleach, ammonia, alkali or strong acids to wool upholstery.

## Synthetic Fabrics:

Vacuuming is the best regular maintenance, followed by speed of action to remove spills and stains rapidly as soon as they occur.

Most synthetic fabrics can be wiped down with a water-soaked damp cloth without fear of damaging the fibre or removing the colour. Stubborn stains can be removed with upholstery shampoo.

## Care of MFC / Laminates

You should only need to use a clean, damp, non-abrasive cotton cloth, and a mild liquid detergent or household cleaner. Rinse when clean with water. Do not use too much water, especially near edges, as water can cause them to swell. Dry the surface with a soft, clean, non-abrasive cotton cloth.



**2020<sup>®</sup>**  
FURNITURE DESIGN

BRIGADE HOUSE  
ALINGTON ROAD  
LITTLE BARFORD  
ST NEOTS  
PE19 6WG

TEL: 01480 700 050  
E-MAIL: [SALES@2020FURNITUREDESIGN.CO.UK](mailto:SALES@2020FURNITUREDESIGN.CO.UK)

[WWW.2020FURNITUREDESIGN.CO.UK](http://WWW.2020FURNITUREDESIGN.CO.UK)